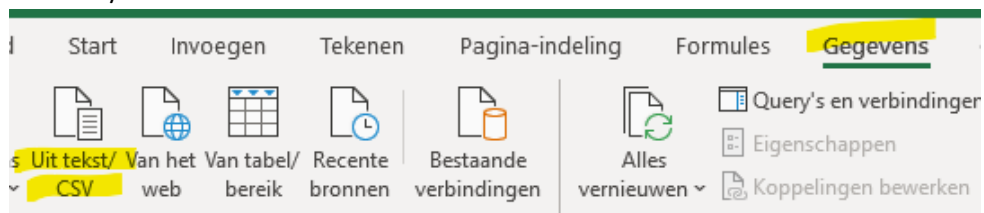


## Instructie bestand Dynamische profiel fracties

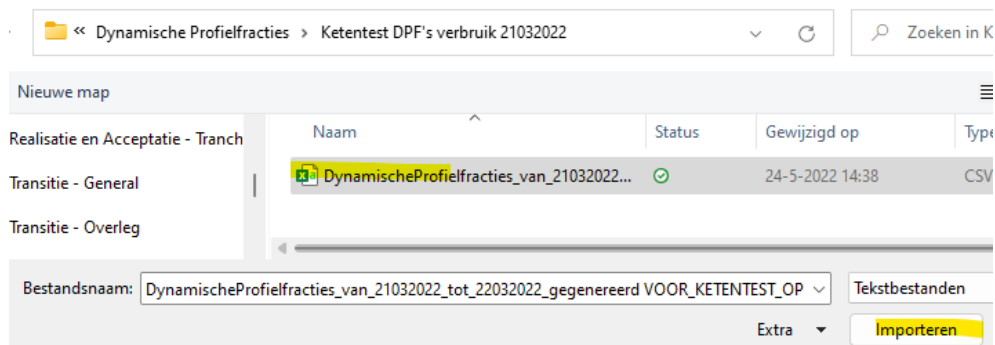
Update 30 mei n.a.v. KTSO overleg: EDSN levert het DPF bestand in tekst formaat (CSV) aan zonder bewerking naar Excel of andere handmatige acties.

Bij het direct in Excel openen van het DPF bestand, worden de EAN codes en de Dynamische Profiel fracties niet goed weergegeven. Hieronder de instructie i.v.m. correcte weergave.

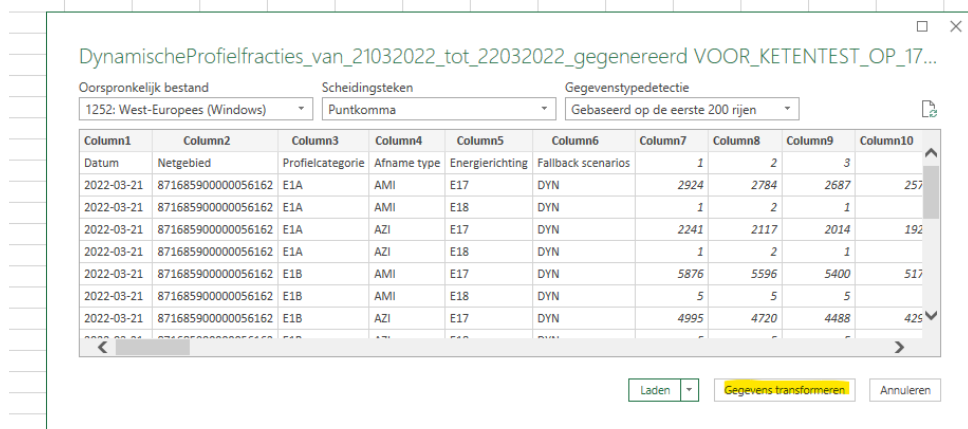
1. Sla het bestand op
2. Open nieuwe excel
3. Gegevens
4. Uit tekst/csv



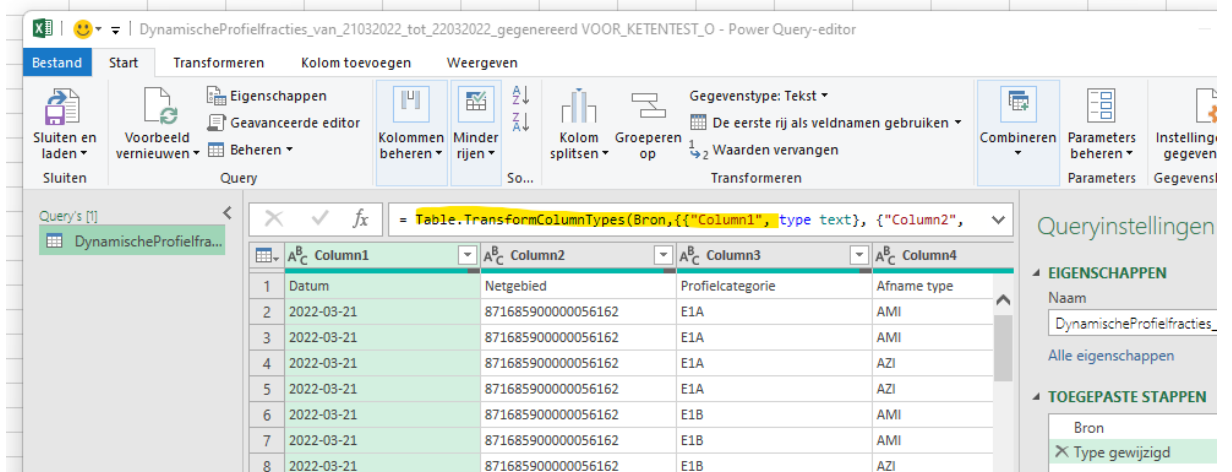
5. Zoek en selecteer opgeslagen bestand
6. Importeren



7. Wizard verschijnt

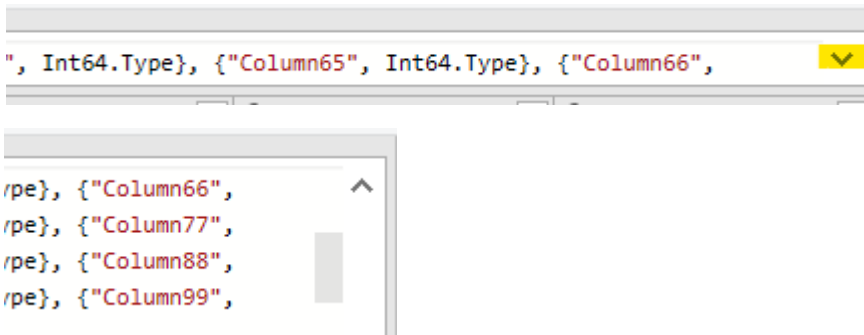


## 8. Gegevens transformeren



9.

## 10. Maak opdrachtregel groot



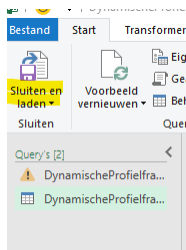
## 11. Kopieer onderstaande tekst

```
= Table.TransformColumnTypes(Bron,{{\"Column1\", type text}, {\"Column2\", type text}, {\"Column3\", type text}, {\"Column4\", type text}, {\"Column5\", type text}, {\"Column6\", type text}, {\"Column7\", type text}, {\"Column8\", type text}, {\"Column9\", type text}, {\"Column10\", type text}, {\"Column11\", type text}, {\"Column12\", type text}, {\"Column13\", type text}, {\"Column14\", type text}, {\"Column15\", type text}, {\"Column16\", type text}, {\"Column17\", type text}, {\"Column18\", type text}, {\"Column19\", type text}, {\"Column20\", type text}, {\"Column21\", type text}, {\"Column22\", type text}, {\"Column23\", type text}, {\"Column24\", type text}, {\"Column25\", type text}, {\"Column26\", type text}, {\"Column27\", type text}, {\"Column28\", type text}, {\"Column29\", type text}, {\"Column30\", type text}, {\"Column31\", type text}, {\"Column32\", type text}, {\"Column33\", type text}, {\"Column34\", type text}, {\"Column35\", type text}, {\"Column36\", type text}, {\"Column37\", type text}, {\"Column38\", type text}, {\"Column39\", type text}, {\"Column40\", type text}, {\"Column41\", type text}, {\"Column42\", type text}, {\"Column43\", type text}, {\"Column44\", type text}, {\"Column45\", type text}, {\"Column46\", type text}, {\"Column47\", type text}, {\"Column48\", type text}, {\"Column49\", type text}, {\"Column50\", type text}, {\"Column51\", type text}, {\"Column52\", type text}, {\"Column53\", type text}, {\"Column54\", type text}, {\"Column55\", type text}, {\"Column56\", type text}, {\"Column57\", type text}, {\"Column58\", type text}, {\"Column59\", type text}, {\"Column60\", type text}, {\"Column61\", type text}, {\"Column62\", type text}, {\"Column63\", type text}, {\"Column64\", type text}, {\"Column65\", type text}, {\"Column66\", type text}, {\"Column67\", type text}, {\"Column68\", type text}, {\"Column69\", type text}, {\"Column70\", type text}, {\"Column71\", type text}, {\"Column72\", type text}, {\"Column73\", type text}, {\"Column74\", type text}, {\"Column75\", type text}, {\"Column76\", type text}, {\"Column77\", type text}, {\"Column78\", type text}, {\"Column79\", type text}, {\"Column80\", type text}, {\"Column81\", type text}, {\"Column82\", type text}, {\"Column83\", type text}, {\"Column84\", type text}, {\"Column85\", type text}, {\"Column86\", type text}, {\"Column87\", type text}, {\"Column88\", type text}, {\"Column89\", type text}, {\"Column90\", type text}, {\"Column91\", type text}, {\"Column92\", type text}, {\"Column93\", type text}, {\"Column94\", type text}, {\"Column95\", type text}, {\"Column96\", type text}, {\"Column97\", type text}, {\"Column98\", type text}, {\"Column99\", type text}, {\"Column100\", type text}, {\"Column101\", type text}, {\"Column102\", type text}, {\"Column103\", type text}, {\"Column104\", type text}, {\"Column105\", type text}}})
```

## 12. Vervang alles in de excel opdrachtregel door de gekopieerde tekst (alle velden worden 'type tekst')

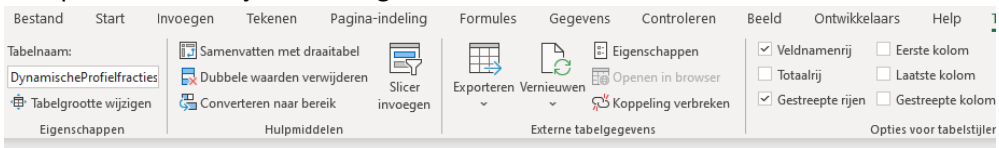
```
text}, {"Column67", type text}, {"Column68", type text},  
lumn78", type text}, {"Column79", type text}, {"Column80",  
text}, {"Column90", type text}, {"Column91", type text},  
olumn101", type text}, {"Column102", type text}, {"Column103",
```

### 13. Selecteer Sluiten en laden



### 14. Klik op 'Sluiten en laden'

### 15. Nu opent excel met juiste weergave EAN codes en DPF's



Column1	Column2	Column3	Column4	Column5	Column6	Column7	Column8	Column9	Column10
Datum	Netgebied	Profielcategorie	Afname type	Energierichting	Fallback scenarios	1	2	3	4
2022-03-21	871685900000056162	E1A	AMI	E17	DYN	0.00002924	0.00002784	0.00002687	0.00002687
2022-03-21	871685900000056162	E1A	AMI	E18	DYN	0.00000001	0.00000002	0.00000001	0.00000001
2022-03-21	871685900000056162	E1A	AZI	E17	DYN	0.00002241	0.00002117	0.00002014	0.00002014

### 16. Bestand opslaan.